


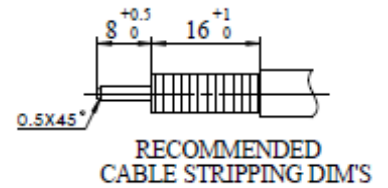
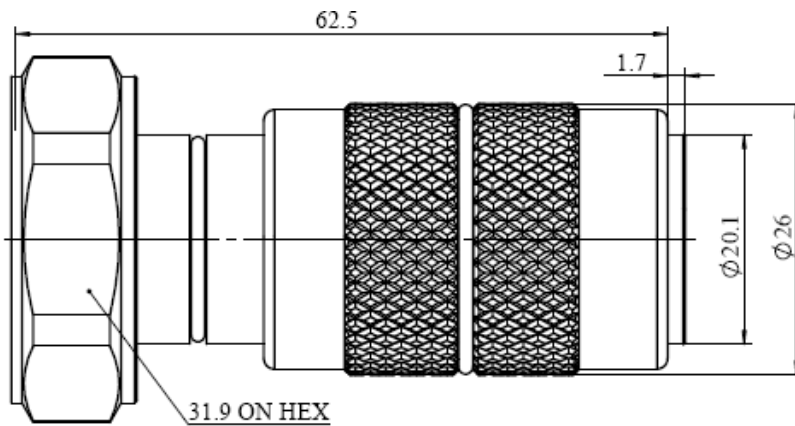
Specification

Product Description	7/16 Male Compression Connector for 1/2" Annular Cable	Date: 2020.1.10
Part NO.	AFB243-2	Ver. 2

[Installation video](#)



[Installation instructions](#)



UNIT: mm

Reference Standard

IEC61169-4

Electrical Performance

Nominal Impedance (Ω)	50
Frequency Range	DC~6GHz
VSWR	≤1.10(0-3GHZ) ≤1.20(3-6GHZ)
VSWR(DTF)	≤1.05(0-3GHZ) ≤1.10(3-6GHZ)
PIM (dBc)	≤-160(2*43dBm)
Insertion Loss	≤0.05√F(GHz)
Insulation Resistance(MΩ /500VDC)	≥10000
Proof Voltage (V/AC)	≥3000
Contact Resistance (mΩ)	<0.8 (Inner Conductor) <0.2 (Outer Conductor)

Mechanical Performance

Interface Durability	500 Cycles
Nut Torque	25 N.m
(Nut) Whorl Pull	1000 N
Tensile Force (Cable-Connector)	500 N
Torsion (Cable-Connector)	5N.m
Weight	149.88g

Material and Plating

Connector Parts	Material	Plating
Inner Conductor	Beryllium Bronze	Ag 5μm
Outer Conductor	Brass	Copper-tin-zinc 2μm
Nut	Brass	Ni5μm
Insulator	TPX	
Gasket	Silicone Rubber	

Environment

Temperature Range	-40°C~+85°C
Weather Standard	IEC60068 40/ 085/ 21
Thermal Shock	IEC60068-2-14-Na
Vibration	IEC60068-2-6-Fc
Shock	IEC60068-2-27
Waterproofing Standard	IP68
RoHS	Compliant(EU and China)

Assembly

Cables supported	Amphenol AFY-50-12R, Draka RF1/2"-50, Eupen EC4-50, RFS LCF12-50J, ICA12-50JPLW (Plenum), Andrew LDF4-50A, HL4RP-50A (Plenum)
WPS Boot	AF2040451, can be installed before and after cable jumper assembly.
WPS Boot Guide	AFJ89-4, for WPS Boot installation after cable jumper assembly.

NOTE: The technical specification contains proprietary information and such information may not be disclosed to others for any particular purpose or used for manufacturing purposes without written permission from Amphenol Fuyang.

VER HISTORY

Ver	Revised by	Revision note:	Date
1	libo	Add an o-ring to the connector body	2019.10.28
2	libo	Add web link	2020.1.10