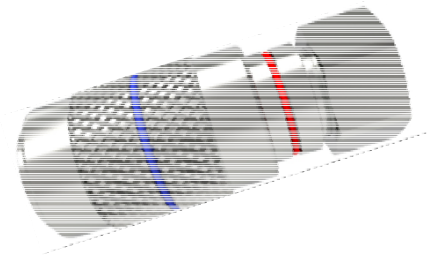
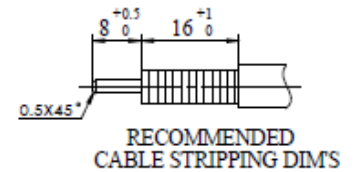
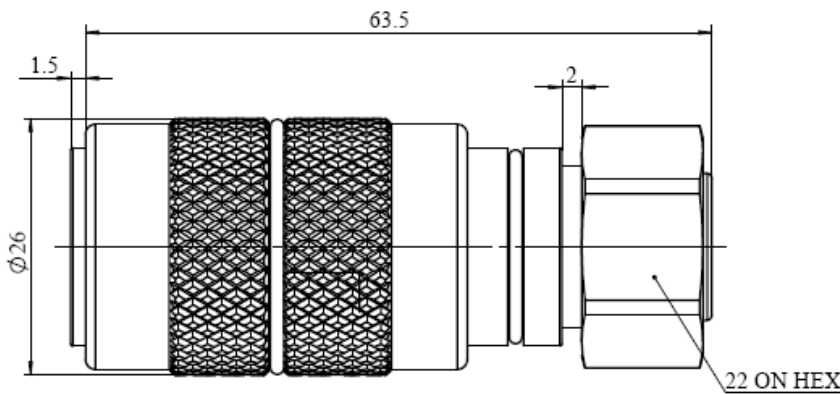


Specification

Product Description	4.3/10 Screw Male Compression Connector for 1/2" Annular Cable	Date: 2020.1.10
Part NO.	AJDF07-1	Ver. 3

[Installation instructions](#)



UNIT: mm

Reference Standard

IEC61169-54

Electrical Performance

Nominal Impedance (Ω)	50
Frequency Range	DC~6GHz
VSWR	≤1.10(0-3GHZ) ≤1.20(3-6GHZ)
VSWR(DTF)	≤1.05(0-3GHZ) ≤1.10(3-6GHZ)
PIM (dBc)	≤-160(2*43dBm)
Insertion Loss	≤0.05 √ F(GHz)
Insulation Resistance(MΩ /500VDC)	≥5000
Proof Voltage (V/AC)	≥2500
Contact Resistance (mΩ)	≅ 1.0(Inner Conductor) ≅ 1.0 (Outer Conductor)

Mechanical Performance	
Interface Durability	500 Cycles
Nut Torque	5 N.m
(Nut) Whorl Pull	500 N
Tensile Force (Cable-Connector)	500 N
Torsion (Cable-Connector)	5N.m
Weight	134.16g

Material and Plating		
Connector Parts	Material	Plating
Inner Conductor	Spring Copper	Ag 5μm
Outer Conductor	Brass	Copper-tin-zinc2μm
Nut	SUS304	Chemical Polishing
Insulator	TPX	
Gasket	Silicone Rubber	

Environment	
Temperature Range	-40℃~+85℃
Weather Standard	IEC60068 40/ 085/ 21
Thermal Shock	IEC60068-2-14-Na
Vibration	IEC60068-2-6-Fc
Shock	IEC60068-2-27
Waterproofing Standard	IP68
RoHS	Compliant(EU and China)

Assembly	
Cables supported	Amphenol AFY-50-12R, Andrew LDF4-50A, HL4RP-50A (Plenum), Draka: RF1/2"-50, Eupen EC4-50 5.RFS: LCF12-50J, ICA12-50JPLW (Plenum) , AL4RPV-50 (Plenum) (Apply to 0-4.2GHz)
WPS Boot	AF2040567, can be installed before and after cable jumper assembly.
WPS Boot Guide	AFJ89-3, for WPS Boot installation after cable jumper assembly.

NOTE: The technical specification contains proprietary information and such information may not be disclosed to others for any particular purpose or used for manufacturing purposes without written permission from Amphenol Fuyang.

VER HISTORY			
Ver.	Revised by	Revision note:	Date
1	libo	Add an o-ring to the connector body	2019.10.11
2	libo	Increase the distance between nut and connector from 1mm to 2mm	2019.10.23
3	libo	Add web link	2020.1.10